





## Electronic Fetal Monitoring Certification Review – Prep for NCC Exam – One Day Program

### One Day (NCC preparation for exam)






8am – 9am Assessing the Fetus

-  FHR Monitoring External & Internal
-  Uterine Monitoring: External & IUPC
-  Troubleshooting
-  Patient Education



9am – 10am Fetal Physiology








-  Uteroplacental
  - Uteroplacental circulation
  - Fetal Circulation
  - Fetal Heart Rate Regulation
-  Uterine Activity
  - Resting Tone
  - Contractions
-  Factors Affecting Fetal Oxygenation
  - Uterine Activity
  - Maternal Factors
  - Anesthesia
  - Drugs (Therapeutic and Recreational)
  - Placental Factors
  - Umbilical Blood Flow



Break



10:15 – 10:45 Adjunct Fetal Surveillance Methods

-  Auscultation
-  Fetal Movement Counting
-  NST
-  CST
-  Fetal acid base testing
-  BPP
-  Fetal Acoustic Stimulation



10:45 – 12:30pm Pattern Recognition, Interpretation and Intervention

-  Baseline Fetal Heart Rate
  - Bradycardia
  - Tachycardia
  - Variability
  - Sinusoidal
-  Fetal Heart Patterns
  - Accelerations
  - Decelerations





Continues after Lunch 12:30pm – 1:30pm

 1:30pm - 2:30pm Common Complications

- ⌘ Preterm Labor
- ⌘ Hypertension
- ⌘ Preeclampsia – Eclampsia
- ⌘ HELLP syndrome
- ⌘ Diabetes
- ⌘ Placental Disorders
- ⌘ Uterine rupture
- ⌘ Infections
- ⌘ Multiple Gestation



2:30 – 3:00pm [Legal Aspects of EFM](#)

-  Documentation
-  Standard of Care and EFM Outcomes
-  Chain of Command
-  Legal Liability Issues



3:00 -4:30pm [Review Questions](#)